

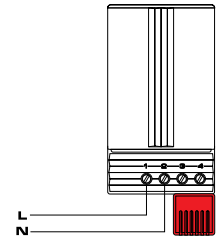
### RISCALDATORE TOUCH-SAFE SERIE CSF 060

I riscaldatori sono progettati per impedire la condensa e garantiscono una minima temperatura di funzionamento per operare in spazi di piccole dimensioni. I termostati controllano e regolano apparecchi di riscaldamento, ventilatori con filtro, scambiatori di calore e climatizzatori in caso di superamento per eccesso o per difetto di determinati valori di temperatura e di umidità.

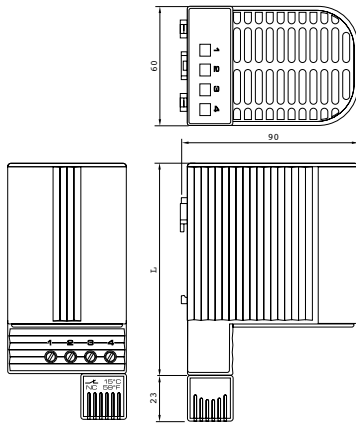
#### Touch-Safe Heater CSF 060 Series

Heaters designed to prevent condensation and to ensure a minimum operating temperature in small enclosures. Prerequisite for a clean operation of your components is the right climate in your enclosure. Thermostats are used for the control of heaters, filter fans, heat exchangers and air conditioning equipment. They activate when set temperature or humidity values are exceeded or have fallen below.

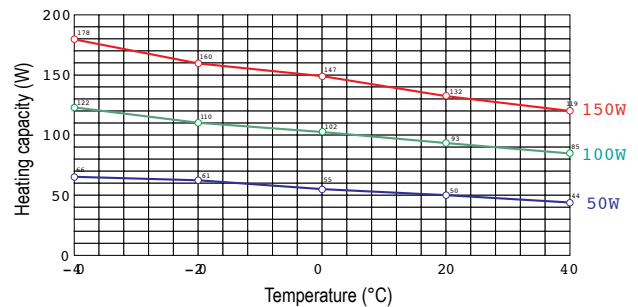
Heater CSF 060



Example of connection



Heating capacity / Ambient temperature diagram CSF 060



Riscaldatore Touch-Safe serie CSF 060

TECHNICAL DATA	
OPERATING VOLTAGE	120-240V AC/DC* (min. 110V, max. 265V)
HEATING CAPACITY	see table
HEATING ELEMENT	PTC resistor, temperature limiting
SURFACE TEMPERATURE	< 80°C (176°F) except upper protective grille
CONNECTION	4-pole terminal 2,5mm <sup>2</sup> , torque 0.8Nm max.
CASING	plastic according to UL94 V-0, black
MOUNTING	clip for 35mm DIN rail, EN 50022
FITTING POSITION	vertical
OPERATING / STORAGE TEMPERATURE	-20 to +70°C (-4 to +158°F) / -45 to +70°C (-49 to +158°F)
PROTECTION TYPE / PROTECTION CLASS	IP20 / II (double insulated)
APPROVALS	VDE + UL File No. E150057 (according to UL499 in combination with UL508A)
NOTE	other voltages on request

\*Operating with voltages below 140V AC/DC reduces heating performance by approx. 10%.

Art. No	Heating (capacity) <sup>1)</sup>	Inrush current max.	Air outlet temperature <sup>2)</sup>	Switch-off temperature <sup>3)</sup>	Starting temperature <sup>3)</sup>	Dimensions	Weight (approx.)
06001.0-00	50W	2.5A	+86°C (186.8°F)	+15°C (59°F)	+5°C (41°F)	110 x 60 x 90mm	0.30kg
06002.0-00	50W	2.5A	+86°C (186.8°F)	+25°C (77°F)	+15°C (59°F)	110 x 60 x 90mm	0.30kg
06011.0-00	100W	4.5A	+120°C (248°F)	+15°C (59°F)	+5°C (41°F)	150 x 60 x 90mm	0.30kg
06012.0-00	100W	4.5A	+120°C (248°F)	+25°C (77°F)	+15°C (59°F)	110 x 60 x 90mm	0.30kg
06021.0-00	150W	8A	+145°C (293°F)	+15°C (59°F)	+5°C (41°F)	150 x 60 x 90mm	0.50kg
06022.0-00	150W	8A	+145°C (293°F)	+25°C (77°F)	+15°C (59°F)	150 x 60 x 90mm	0.50kg

1) ambient temperature - see Heating capacity / Ambient temperature diagram; 2) measured 50mm above protective grille;

3) tolerance of ± 5K;